

Let's Tackle the Grease in This Kitchen!

Why should I help?



Do

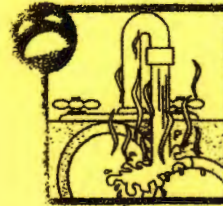


Don't

- Prevent grease buildups from blocking sewer lines.
- Stop sewer overflows into streets and storm drains.
- Protect the quality of our water.
- Save money spent on costly cleanups of sewage spills.
- Protect the quality of our water.



Put oil and grease in covered collection containers.



Don't run water over dishes, pans, fryers, and griddles to wash oil and grease down the drain. Don't rinse off oil and grease with hot water.




Scrape food scraps from dishes into trash cans and garbage bags and dispose of properly.




Don't pour oil and grease down the drain.



Remove oil and grease from dishes, pans, fryers, and griddles. Cool first before you skim, scrape, or wipe off excess grease.



Don't put food scraps down the drain.



Prewash dishes and pans with cold water before putting them in the dishwasher.



Cover kitchen sink with catch basket and empty into garbage can as needed.



Cover floor drain with fine screen and empty into garbage can as needed.

More Ways to Tackle Grease

Use environmentally safe cleaning products instead of harsh detergents or cleaners that can damage sewer lines.

If you generate small amounts of used cooking oil, pour it into a container, seal it and place it in your trash. Never pour grease down the drain.

If you have any questions, please call Susquehanna Township Health Officer Lynn Roche at 717-909-9257 or the Susquehanna Township Sewer Authority at 717-545-0116. Thank you.